

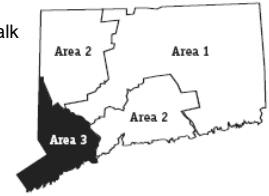
HMO HDHP \$5,000 / \$10,000 Deductible - C

HMO-HSA-5000I-10000F-C-IND

All policyholders may be subject to a rate increase at their renewal date.
 Rates are calculated as of the Applicant's age as of the effective date.

Area 3 (Fairfield County)

Fairfield County: Bethel, Bridgeport, Brookfield, Danbury, Darien, Easton, Fairfield, Greenwich, Monroe, New Canaan, New Fairfield, Newtown, Norwalk, Shelton, Sherman, Stamford, Stratford, Redding, Ridgefield, Trumbull, Weston, Westport, Wilton



After deductible, Unlimited RX

Age	Individual Male	Individual Female	Individual +1 Dep.	Family
19	\$149.82	\$251.16	\$364.46	\$667.63
20	\$149.82	\$251.16	\$364.46	\$667.63
21	\$151.59	\$253.11	\$366.48	\$672.87
22	\$153.39	\$255.06	\$368.51	\$678.07
23	\$155.17	\$257.02	\$370.54	\$683.31
24	\$156.97	\$258.96	\$372.57	\$688.52
25	\$158.73	\$260.92	\$374.60	\$693.75
26	\$160.53	\$262.87	\$376.63	\$698.96
27	\$162.30	\$264.81	\$378.68	\$704.20
28	\$164.10	\$266.77	\$380.71	\$709.41
29	\$165.86	\$268.69	\$382.74	\$714.65
30	\$167.66	\$270.65	\$384.76	\$719.86
31	\$177.62	\$276.94	\$385.89	\$736.96
32	\$187.58	\$283.20	\$387.02	\$754.05
33	\$197.54	\$289.48	\$388.15	\$771.15
34	\$207.50	\$295.75	\$389.28	\$788.24
35	\$211.99	\$298.19	\$393.05	\$793.41
36	\$214.25	\$299.39	\$394.93	\$796.04
37	\$216.49	\$300.60	\$396.80	\$798.64
38	\$218.74	\$301.83	\$398.70	\$801.22
39	\$225.47	\$305.45	\$404.32	\$809.04
40	\$234.45	\$310.33	\$411.87	\$819.40
41	\$243.44	\$315.18	\$419.39	\$829.79
42	\$252.42	\$320.03	\$426.91	\$840.18
43	\$260.36	\$326.50	\$436.34	\$847.38
44	\$268.28	\$332.95	\$445.75	\$854.60
45	\$276.21	\$339.41	\$455.15	\$861.78
46	\$284.14	\$345.85	\$464.56	\$868.99
47	\$292.07	\$352.32	\$473.98	\$876.17
48	\$308.68	\$363.64	\$501.96	\$894.92
49	\$325.26	\$374.93	\$529.93	\$913.68
50	\$341.87	\$386.26	\$557.89	\$932.42
51	\$358.45	\$397.55	\$585.87	\$951.18
52	\$375.05	\$408.87	\$613.85	\$969.91
53	\$399.03	\$430.37	\$651.40	\$1010.81
54	\$423.00	\$451.92	\$688.96	\$1051.69
55	\$447.01	\$473.41	\$726.50	\$1092.61
56	\$470.98	\$494.96	\$764.05	\$1133.50
57	\$494.96	\$516.46	\$801.61	\$1174.39
58	\$526.50	\$536.46	\$844.73	\$1216.44
59	\$558.05	\$556.46	\$887.85	\$1258.50
60	\$589.57	\$576.43	\$930.97	\$1300.55
61	\$621.11	\$596.43	\$974.10	\$1342.62
62	\$652.66	\$616.42	\$1017.22	\$1384.65
63	\$694.24	\$640.30	\$1071.95	\$1434.26
64	\$735.85	\$664.13	\$1126.67	\$1483.85

Rates Displayed are quoted rates only. Final rates are subject to change based on your medical history, Connecticare's underwriting guidelines, state regulations and effective date of coverage.

Rates subject to Department of Insurance approval. Actual monthly premiums are based on the approved effective date of the policy. Rates and benefits are subject to change based on any state or federal mandate or other regulatory requirements that are imposed at any time after the policy is effective and which materially affect the existing rates.

All policyholders may be subject to a rate increase at their renewal date.
 Rates are calculated as of the Applicant's age as of the effective date.

Area 3 (Fairfield County)

Fairfield County: Bethel, Bridgeport, Brookfield, Danbury, Darien, Easton, Fairfield, Greenwich, Monroe, New Canaan, New Fairfield, Newtown, Norwalk, Shelton, Sherman, Stamford, Stratford, Redding, Ridgefield, Trumbull, Weston, Westport, Wilton



20% after Deductible, Unlimited max

Age	Individual Male	Individual Female	Individual +1 Dep.	Family
19	\$189.10	\$263.93	\$401.47	\$789.78
20	\$189.10	\$263.93	\$401.47	\$789.78
21	\$191.36	\$266.09	\$403.70	\$796.08
22	\$193.62	\$268.26	\$405.96	\$802.39
23	\$195.88	\$270.45	\$408.22	\$808.69
24	\$198.12	\$272.62	\$410.49	\$815.03
25	\$200.38	\$274.83	\$412.72	\$821.33
26	\$202.64	\$276.99	\$414.98	\$827.64
27	\$204.91	\$279.16	\$417.25	\$833.95
28	\$207.13	\$281.36	\$419.51	\$840.29
29	\$209.39	\$283.52	\$421.74	\$846.60
30	\$211.66	\$285.73	\$424.01	\$852.91
31	\$224.27	\$293.61	\$425.43	\$874.47
32	\$236.90	\$301.54	\$426.86	\$896.05
33	\$249.51	\$309.44	\$428.27	\$917.62
34	\$262.12	\$317.35	\$429.70	\$939.19
35	\$267.78	\$320.42	\$434.46	\$945.75
36	\$270.59	\$321.97	\$436.81	\$949.02
37	\$273.44	\$323.49	\$439.21	\$952.32
38	\$276.24	\$325.05	\$441.57	\$955.58
39	\$284.72	\$329.64	\$448.72	\$965.45
40	\$296.04	\$335.82	\$458.19	\$978.54
41	\$307.33	\$341.95	\$467.70	\$991.67
42	\$318.65	\$348.11	\$477.21	\$1004.80
43	\$328.67	\$356.25	\$489.11	\$1013.88
44	\$338.73	\$364.41	\$501.02	\$1022.97
45	\$348.75	\$372.53	\$512.92	\$1032.06
46	\$358.82	\$380.67	\$524.81	\$1041.15
47	\$368.83	\$388.82	\$536.71	\$1050.24
48	\$389.79	\$414.31	\$584.71	\$1085.10
49	\$410.75	\$439.80	\$632.67	\$1119.96
50	\$431.74	\$465.24	\$680.65	\$1154.83
51	\$452.69	\$490.73	\$728.62	\$1189.69
52	\$473.66	\$516.21	\$776.61	\$1224.56
53	\$503.89	\$543.35	\$824.15	\$1276.16
54	\$534.10	\$570.47	\$871.66	\$1327.79
55	\$564.34	\$597.65	\$919.21	\$1379.43
56	\$594.54	\$624.77	\$966.71	\$1431.04
57	\$624.77	\$651.91	\$1014.25	\$1482.66
58	\$664.58	\$677.20	\$1068.77	\$1535.74
59	\$704.43	\$702.48	\$1123.30	\$1588.82
60	\$744.24	\$727.78	\$1177.79	\$1641.90
61	\$784.08	\$753.07	\$1232.32	\$1695.00
62	\$823.89	\$778.35	\$1286.84	\$1748.07
63	\$876.41	\$808.56	\$1356.01	\$1810.66
64	\$928.94	\$838.74	\$1425.19	\$1873.23

Rates Displayed are quoted rates only. Final rates are subject to change based on your medical history, Connecticare's underwriting guidelines, state regulations and effective date of coverage.

Rates subject to Department of Insurance approval. Actual monthly premiums are based on the approved effective date of the policy. Rates and benefits are subject to change based on any state or federal mandate or other regulatory requirements that are imposed at any time after the policy is effective and which materially affect the existing rates.

POS HDHP \$2,000 / \$4,000 Deductible - C

POS-HSA-2000I-4000F-C-IND

All policyholders may be subject to a rate increase at their renewal date.
 Rates are calculated as of the Applicant's age as of the effective date.

Area 3 (Fairfield County)

Fairfield County: Bethel, Bridgeport, Brookfield, Danbury, Darien, Easton, Fairfield, Greenwich, Monroe, New Canaan, New Fairfield, Newtown, Norwalk, Shelton, Sherman, Stamford, Stratford, Redding, Ridgefield, Trumbull, Weston, Westport, Wilton



20% after Deductible, Unlimited max

Age	Individual Male	Individual Female	Individual +1 Dep.	Family
19	\$168.27	\$234.86	\$357.26	\$702.81
20	\$168.27	\$234.86	\$357.26	\$702.81
21	\$170.28	\$236.79	\$359.25	\$708.42
22	\$172.31	\$238.73	\$361.26	\$714.04
23	\$174.31	\$240.68	\$363.28	\$719.64
24	\$176.31	\$242.62	\$365.29	\$725.29
25	\$178.31	\$244.57	\$367.28	\$730.90
26	\$180.33	\$246.49	\$369.29	\$736.51
27	\$182.34	\$248.42	\$371.31	\$742.12
28	\$184.34	\$250.38	\$373.32	\$747.77
29	\$186.34	\$252.31	\$375.31	\$753.38
30	\$188.36	\$254.27	\$377.32	\$758.98
31	\$199.58	\$261.28	\$378.59	\$778.19
32	\$210.81	\$268.34	\$379.86	\$797.38
33	\$222.04	\$275.36	\$381.12	\$816.57
34	\$233.25	\$282.41	\$382.39	\$835.78
35	\$238.29	\$285.15	\$386.62	\$841.61
36	\$240.79	\$286.52	\$388.71	\$844.52
37	\$243.33	\$287.88	\$390.85	\$847.45
38	\$245.83	\$289.25	\$392.95	\$850.36
39	\$253.37	\$293.34	\$399.31	\$859.14
40	\$263.44	\$298.85	\$407.75	\$870.80
41	\$273.49	\$304.32	\$416.20	\$882.47
42	\$283.56	\$309.78	\$424.66	\$894.17
43	\$292.48	\$317.03	\$435.26	\$902.25
44	\$301.44	\$324.28	\$445.84	\$910.34
45	\$310.35	\$331.51	\$456.44	\$918.42
46	\$319.30	\$338.76	\$467.02	\$926.51
47	\$328.22	\$346.02	\$477.61	\$934.60
48	\$346.87	\$368.69	\$520.33	\$965.62
49	\$365.53	\$391.37	\$563.00	\$996.65
50	\$384.19	\$414.02	\$605.71	\$1027.67
51	\$402.84	\$436.69	\$648.39	\$1058.69
52	\$421.50	\$459.37	\$691.09	\$1089.71
53	\$448.41	\$483.52	\$733.40	\$1135.64
54	\$475.29	\$507.66	\$775.67	\$1181.58
55	\$502.20	\$531.84	\$817.98	\$1227.54
56	\$529.08	\$555.98	\$860.26	\$1273.47
57	\$555.98	\$580.13	\$902.56	\$1319.40
58	\$591.41	\$602.64	\$951.08	\$1366.63
59	\$626.86	\$625.14	\$999.60	\$1413.88
60	\$662.29	\$647.64	\$1048.10	\$1461.11
61	\$697.75	\$670.15	\$1096.62	\$1508.37
62	\$733.18	\$692.65	\$1145.15	\$1555.59
63	\$779.91	\$719.53	\$1206.70	\$1611.28
64	\$826.65	\$746.38	\$1268.26	\$1666.96

Rates Displayed are quoted rates only. Final rates are subject to change based on your medical history, Connecticare's underwriting guidelines, state regulations and effective date of coverage.

Rates subject to Department of Insurance approval. Actual monthly premiums are based on the approved effective date of the policy. Rates and benefits are subject to change based on any state or federal mandate or other regulatory requirements that are imposed at any time after the policy is effective and which materially affect the existing rates.

All policyholders may be subject to a rate increase at their renewal date.
 Rates are calculated as of the Applicant's age as of the effective date.

Area 3 (Fairfield County)

Fairfield County: Bethel, Bridgeport, Brookfield, Danbury, Darien, Easton, Fairfield, Greenwich, Monroe, New Canaan, New Fairfield, Newtown, Norwalk, Shelton, Sherman, Stamford, Stratford, Redding, Ridgefield, Trumbull, Weston, Westport, Wilton



20% after Deductible, Unlimited max

Age	Individual Male	Individual Female	Individual +1 Dep.	Family
19	\$153.82	\$214.69	\$326.58	\$642.44
20	\$153.82	\$214.69	\$326.58	\$642.44
21	\$155.66	\$216.46	\$328.40	\$647.57
22	\$157.50	\$218.22	\$330.23	\$652.70
23	\$159.34	\$220.00	\$332.07	\$657.83
24	\$161.16	\$221.77	\$333.91	\$662.99
25	\$162.99	\$223.55	\$335.73	\$668.12
26	\$164.84	\$225.32	\$337.57	\$673.25
27	\$166.69	\$227.08	\$339.42	\$678.38
28	\$168.50	\$228.87	\$341.25	\$683.53
29	\$170.34	\$230.64	\$343.07	\$688.66
30	\$172.17	\$232.42	\$344.91	\$693.79
31	\$182.44	\$238.84	\$346.07	\$711.35
32	\$192.70	\$245.29	\$347.23	\$728.90
33	\$202.96	\$251.70	\$348.39	\$746.43
34	\$213.22	\$258.15	\$349.55	\$763.98
35	\$217.82	\$260.65	\$353.41	\$769.32
36	\$220.11	\$261.91	\$355.33	\$771.98
37	\$222.43	\$263.15	\$357.27	\$774.67
38	\$224.71	\$264.41	\$359.20	\$777.32
39	\$231.60	\$268.14	\$365.02	\$785.34
40	\$240.81	\$273.17	\$372.72	\$796.00
41	\$249.99	\$278.17	\$380.45	\$806.68
42	\$259.21	\$283.18	\$388.18	\$817.35
43	\$267.36	\$289.80	\$397.86	\$824.75
44	\$275.54	\$296.43	\$407.55	\$832.14
45	\$283.69	\$303.03	\$417.23	\$839.53
46	\$291.88	\$309.67	\$426.91	\$846.92
47	\$300.03	\$316.30	\$436.59	\$854.31
48	\$317.08	\$337.02	\$475.63	\$882.68
49	\$334.13	\$357.75	\$514.65	\$911.03
50	\$351.20	\$378.45	\$553.69	\$939.39
51	\$368.24	\$399.19	\$592.70	\$967.76
52	\$385.29	\$419.91	\$631.74	\$996.11
53	\$409.88	\$441.98	\$670.41	\$1038.11
54	\$434.46	\$464.05	\$709.05	\$1080.08
55	\$459.06	\$486.16	\$747.73	\$1122.11
56	\$483.62	\$508.22	\$786.36	\$1164.08
57	\$508.22	\$530.30	\$825.04	\$1206.07
58	\$540.61	\$550.87	\$869.39	\$1249.24
59	\$573.02	\$571.44	\$913.75	\$1292.43
60	\$605.40	\$592.01	\$958.08	\$1335.61
61	\$637.81	\$612.59	\$1002.42	\$1378.80
62	\$670.20	\$633.16	\$1046.78	\$1421.97
63	\$712.93	\$657.73	\$1103.05	\$1472.88
64	\$755.63	\$682.27	\$1159.33	\$1523.79

Rates Displayed are quoted rates only. Final rates are subject to change based on your medical history, Connecticare's underwriting guidelines, state regulations and effective date of coverage.

Rates subject to Department of Insurance approval. Actual monthly premiums are based on the approved effective date of the policy. Rates and benefits are subject to change based on any state or federal mandate or other regulatory requirements that are imposed at any time after the policy is effective and which materially affect the existing rates.

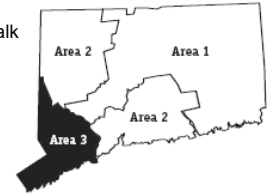
POS Hospital Deductible \$2,500 / \$5,000 - C

POS-OA-2500H-30-45-C-IND

All policyholders may be subject to a rate increase at their renewal date.
 Rates are calculated as of the Applicant's age as of the effective date.

Area 3 (Fairfield County)

Fairfield County: Bethel, Bridgeport, Brookfield, Danbury, Darien, Easton, Fairfield, Greenwich, Monroe, New Canaan, New Fairfield, Newtown, Norwalk, Shelton, Sherman, Stamford, Stratford, Redding, Ridgefield, Trumbull, Weston, Westport, Wilton



**T1\$15 T2/3\$200 50% \$100 Coins Script
 Max**

NO RX

Age	Individual			Family
	Male	Female	+1 Dep.	
19	\$207.73	\$289.86	\$515.93	\$867.49
20	\$207.73	\$289.86	\$515.93	\$867.49
21	\$210.19	\$292.25	\$518.83	\$874.40
22	\$212.65	\$294.64	\$521.73	\$881.35
23	\$215.15	\$297.03	\$524.60	\$888.30
24	\$217.61	\$299.45	\$527.50	\$895.21
25	\$220.11	\$301.84	\$530.40	\$902.15
26	\$222.57	\$304.23	\$533.27	\$909.10
27	\$225.07	\$306.63	\$536.17	\$916.04
28	\$227.53	\$309.01	\$539.07	\$922.95
29	\$230.04	\$311.40	\$541.94	\$929.90
30	\$232.49	\$313.82	\$544.84	\$936.84
31	\$246.35	\$322.50	\$546.62	\$960.51
32	\$260.20	\$331.21	\$548.42	\$984.21
33	\$274.06	\$339.88	\$550.18	\$1007.89
34	\$287.92	\$348.59	\$551.94	\$1031.59
35	\$294.13	\$351.97	\$557.86	\$1038.80
36	\$297.21	\$353.67	\$560.83	\$1042.40
37	\$300.34	\$355.36	\$563.78	\$1045.99
38	\$303.42	\$357.05	\$566.75	\$1049.60
39	\$312.76	\$362.12	\$575.64	\$1060.41
40	\$325.14	\$368.84	\$587.48	\$1074.85
41	\$337.57	\$375.60	\$599.35	\$1089.25
42	\$349.98	\$382.37	\$611.19	\$1103.66
43	\$361.02	\$391.30	\$625.99	\$1113.66
44	\$372.04	\$400.26	\$640.80	\$1123.62
45	\$383.06	\$409.20	\$655.65	\$1133.62
46	\$394.10	\$418.17	\$670.46	\$1143.57
47	\$405.12	\$427.09	\$685.28	\$1153.57
48	\$428.16	\$455.06	\$741.69	\$1191.87
49	\$451.17	\$483.06	\$798.11	\$1230.17
50	\$474.21	\$511.03	\$854.48	\$1268.46
51	\$497.22	\$539.04	\$910.90	\$1306.76
52	\$520.26	\$567.01	\$967.31	\$1345.05
53	\$553.45	\$596.81	\$1026.48	\$1401.76
54	\$586.64	\$626.63	\$1085.69	\$1458.43
55	\$619.86	\$656.43	\$1144.87	\$1515.13
56	\$653.05	\$686.23	\$1204.07	\$1571.81
57	\$686.23	\$716.04	\$1263.24	\$1628.52
58	\$729.96	\$743.83	\$1331.16	\$1686.84
59	\$773.70	\$771.61	\$1399.07	\$1745.13
60	\$817.48	\$799.36	\$1466.99	\$1803.46
61	\$861.21	\$827.14	\$1534.91	\$1861.75
62	\$904.95	\$854.92	\$1602.83	\$1920.07
63	\$962.65	\$888.07	\$1689.01	\$1988.83
64	\$1020.31	\$921.26	\$1775.20	\$2057.56

Age	Individual			Family
	Male	Female	+1 Dep.	
19	\$219.70	\$306.59	\$545.69	\$917.53
20	\$219.70	\$306.59	\$545.69	\$917.53
21	\$222.31	\$309.11	\$548.75	\$924.84
22	\$224.92	\$311.63	\$551.83	\$932.19
23	\$227.55	\$314.16	\$554.86	\$939.53
24	\$230.16	\$316.72	\$557.93	\$946.85
25	\$232.80	\$319.26	\$561.00	\$954.19
26	\$235.41	\$321.78	\$564.03	\$961.54
27	\$238.06	\$324.32	\$567.10	\$968.89
28	\$240.66	\$326.83	\$570.17	\$976.19
29	\$243.31	\$329.36	\$573.20	\$983.54
30	\$245.90	\$331.93	\$576.27	\$990.89
31	\$260.56	\$341.11	\$578.15	\$1015.92
32	\$275.22	\$350.31	\$580.05	\$1040.99
33	\$289.86	\$359.48	\$581.91	\$1066.03
34	\$304.53	\$368.70	\$583.78	\$1091.09
35	\$311.09	\$372.27	\$590.05	\$1098.72
36	\$314.35	\$374.07	\$593.19	\$1102.53
37	\$317.66	\$375.86	\$596.30	\$1106.33
38	\$320.93	\$377.65	\$599.44	\$1110.15
39	\$330.81	\$383.00	\$608.84	\$1121.58
40	\$343.90	\$390.12	\$621.37	\$1136.85
41	\$357.04	\$397.27	\$633.92	\$1152.08
42	\$370.18	\$404.43	\$646.44	\$1167.33
43	\$381.84	\$413.87	\$662.11	\$1177.90
44	\$393.51	\$423.35	\$677.77	\$1188.44
45	\$405.16	\$432.80	\$693.48	\$1199.01
46	\$416.82	\$442.29	\$709.14	\$1209.54
47	\$428.49	\$451.74	\$724.81	\$1220.11
48	\$452.87	\$481.31	\$784.48	\$1260.62
49	\$477.19	\$510.93	\$844.14	\$1301.13
50	\$501.57	\$540.51	\$903.78	\$1341.63
51	\$525.90	\$570.14	\$963.44	\$1382.14
52	\$550.28	\$599.72	\$1023.10	\$1422.64
53	\$585.37	\$631.24	\$1085.70	\$1482.62
54	\$620.48	\$662.77	\$1148.32	\$1542.56
55	\$655.61	\$694.29	\$1210.90	\$1602.53
56	\$690.72	\$725.81	\$1273.53	\$1662.47
57	\$725.81	\$757.34	\$1336.10	\$1722.46
58	\$772.07	\$786.74	\$1407.94	\$1784.14
59	\$818.33	\$816.12	\$1479.78	\$1845.79
60	\$864.63	\$845.47	\$1551.61	\$1907.49
61	\$910.89	\$874.86	\$1623.45	\$1969.14
62	\$957.15	\$904.23	\$1695.29	\$2030.83
63	\$1018.18	\$939.30	\$1786.43	\$2103.56
64	\$1079.17	\$974.40	\$1877.60	\$2176.24

Rates Displayed are quoted rates only. Final rates are subject to change based on your medical history, Connecticare's underwriting guidelines, state regulations and effective date of coverage.

Rates subject to Department of Insurance approval. Actual monthly premiums are based on the approved effective date of the policy. Rates and benefits are subject to change based on any state or federal mandate or other regulatory requirements that are imposed at any time after the policy is effective and which materially affect the existing rates.

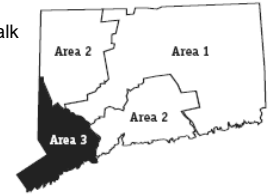
POS Hospital Deductible \$5,000 / \$10,000 - C

POS-OA-5000H-30-45-C-IND

All policyholders may be subject to a rate increase at their renewal date.
 Rates are calculated as of the Applicant's age as of the effective date.

Area 3 (Fairfield County)

Fairfield County: Bethel, Bridgeport, Brookfield, Danbury, Darien, Easton, Fairfield, Greenwich, Monroe, New Canaan, New Fairfield, Newtown, Norwalk, Shelton, Sherman, Stamford, Stratford, Redding, Ridgefield, Trumbull, Weston, Westport, Wilton



NO RX

T1\$15 T2/3\$200 50% \$100 Coins Script Max

Age	Individual Male	Individual Female	Individual +1 Dep.	Family
19	\$194.12	\$270.88	\$482.14	\$810.68
20	\$194.12	\$270.88	\$482.14	\$810.68
21	\$196.42	\$273.11	\$484.84	\$817.14
22	\$198.72	\$275.35	\$487.56	\$823.62
23	\$201.06	\$277.58	\$490.24	\$830.12
24	\$203.36	\$279.85	\$492.96	\$836.58
25	\$205.69	\$282.08	\$495.66	\$843.06
26	\$207.99	\$284.31	\$498.34	\$849.56
27	\$210.33	\$286.54	\$501.06	\$856.05
28	\$212.63	\$288.77	\$503.78	\$862.50
29	\$214.96	\$291.00	\$506.45	\$869.00
30	\$217.26	\$293.27	\$509.16	\$875.49
31	\$230.22	\$301.37	\$510.81	\$897.61
32	\$243.17	\$309.52	\$512.50	\$919.76
33	\$256.11	\$317.62	\$514.15	\$941.87
34	\$269.06	\$325.76	\$515.80	\$964.03
35	\$274.86	\$328.93	\$521.32	\$970.76
36	\$277.75	\$330.50	\$524.10	\$974.13
37	\$280.67	\$332.08	\$526.85	\$977.50
38	\$283.55	\$333.66	\$529.64	\$980.86
39	\$292.27	\$338.40	\$537.94	\$990.95
40	\$303.85	\$344.68	\$549.01	\$1004.46
41	\$315.46	\$351.00	\$560.10	\$1017.91
42	\$327.06	\$357.32	\$571.16	\$1031.38
43	\$337.37	\$365.67	\$585.00	\$1040.72
44	\$347.67	\$374.06	\$598.84	\$1050.03
45	\$357.97	\$382.40	\$612.71	\$1059.37
46	\$368.28	\$390.78	\$626.55	\$1068.68
47	\$378.59	\$399.12	\$640.40	\$1078.03
48	\$400.12	\$425.26	\$693.12	\$1113.81
49	\$421.62	\$451.43	\$745.83	\$1149.60
50	\$443.16	\$477.57	\$798.52	\$1185.38
51	\$464.65	\$503.74	\$851.24	\$1221.17
52	\$486.19	\$529.87	\$903.96	\$1256.96
53	\$517.20	\$557.73	\$959.26	\$1309.95
54	\$548.21	\$585.58	\$1014.59	\$1362.91
55	\$579.27	\$613.44	\$1069.88	\$1415.91
56	\$610.28	\$641.29	\$1125.21	\$1468.87
57	\$641.29	\$669.14	\$1180.51	\$1521.86
58	\$682.16	\$695.10	\$1243.98	\$1576.37
59	\$723.03	\$721.07	\$1307.45	\$1630.84
60	\$763.94	\$747.00	\$1370.91	\$1685.34
61	\$804.80	\$772.97	\$1434.38	\$1739.82
62	\$845.68	\$798.93	\$1497.85	\$1794.32
63	\$899.60	\$829.91	\$1578.39	\$1858.58
64	\$953.49	\$860.93	\$1658.93	\$1922.81

Age	Individual Male	Individual Female	Individual +1 Dep.	Family
19	\$206.10	\$287.60	\$511.90	\$860.71
20	\$206.10	\$287.60	\$511.90	\$860.71
21	\$208.54	\$289.96	\$514.77	\$867.58
22	\$210.98	\$292.35	\$517.66	\$874.46
23	\$213.47	\$294.71	\$520.50	\$881.35
24	\$215.91	\$297.12	\$523.39	\$888.22
25	\$218.38	\$299.49	\$526.26	\$895.10
26	\$220.82	\$301.85	\$529.10	\$901.99
27	\$223.32	\$304.23	\$531.99	\$908.90
28	\$225.76	\$306.60	\$534.87	\$915.75
29	\$228.23	\$308.97	\$537.71	\$922.64
30	\$230.68	\$311.38	\$540.59	\$929.54
31	\$244.43	\$319.98	\$542.34	\$953.02
32	\$258.18	\$328.62	\$544.13	\$976.53
33	\$271.92	\$337.22	\$545.88	\$1000.01
34	\$285.67	\$345.87	\$547.63	\$1023.53
35	\$291.83	\$349.23	\$553.51	\$1030.68
36	\$294.89	\$350.90	\$556.46	\$1034.26
37	\$297.99	\$352.58	\$559.37	\$1037.83
38	\$301.06	\$354.26	\$562.33	\$1041.40
39	\$310.32	\$359.29	\$571.15	\$1052.12
40	\$322.61	\$365.95	\$582.90	\$1066.46
41	\$334.93	\$372.67	\$594.68	\$1080.74
42	\$347.26	\$379.38	\$606.41	\$1095.04
43	\$358.20	\$388.24	\$621.11	\$1104.97
44	\$369.14	\$397.14	\$635.81	\$1114.84
45	\$380.07	\$406.01	\$650.53	\$1124.76
46	\$391.01	\$414.90	\$665.23	\$1134.65
47	\$401.95	\$423.77	\$679.93	\$1144.57
48	\$424.82	\$451.51	\$735.91	\$1182.56
49	\$447.64	\$479.30	\$791.87	\$1220.56
50	\$470.51	\$507.04	\$847.82	\$1258.55
51	\$493.33	\$534.83	\$903.78	\$1296.55
52	\$516.20	\$562.58	\$959.76	\$1334.54
53	\$549.13	\$592.15	\$1018.47	\$1390.81
54	\$582.06	\$621.72	\$1077.21	\$1447.04
55	\$615.02	\$651.30	\$1135.92	\$1503.31
56	\$647.95	\$680.88	\$1194.67	\$1559.53
57	\$680.88	\$710.44	\$1253.37	\$1615.81
58	\$724.26	\$738.02	\$1320.76	\$1673.67
59	\$767.66	\$765.58	\$1388.15	\$1731.50
60	\$811.09	\$793.11	\$1455.53	\$1789.37
61	\$854.48	\$820.68	\$1522.92	\$1847.21
62	\$897.88	\$848.24	\$1590.31	\$1905.08
63	\$955.13	\$881.14	\$1675.82	\$1973.30
64	\$1012.35	\$914.07	\$1761.33	\$2041.50

Rates Displayed are quoted rates only. Final rates are subject to change based on your medical history, Connecticare's underwriting guidelines, state regulations and effective date of coverage.

Rates subject to Department of Insurance approval. Actual monthly premiums are based on the approved effective date of the policy. Rates and benefits are subject to change based on any state or federal mandate or other regulatory requirements that are imposed at any time after the policy is effective and which materially affect the existing rates.

POS Upfront Deductible \$1,000 / \$2,000 - C

POS-OA-1000U-30-45-C-IND

All policyholders may be subject to a rate increase at their renewal date.
 Rates are calculated as of the Applicant's age as of the effective date.

Area 3 (Fairfield County)

Fairfield County: Bethel, Bridgeport, Brookfield, Danbury, Darien, Easton, Fairfield, Greenwich, Monroe, New Canaan, New Fairfield, Newtown, Norwalk, Shelton, Sherman, Stamford, Stratford, Redding, Ridgefield, Trumbull, Weston, Westport, Wilton



NO RX

T1\$15 T2/3\$200 50% \$100 Coins Script Max

Age	Individual Male	Individual Female	Individual +1 Dep.	Family
19	\$192.03	\$267.97	\$476.96	\$801.97
20	\$192.03	\$267.97	\$476.96	\$801.97
21	\$194.31	\$270.18	\$479.64	\$808.36
22	\$196.58	\$272.39	\$482.32	\$814.78
23	\$198.89	\$274.60	\$484.98	\$821.20
24	\$201.17	\$276.83	\$487.65	\$827.58
25	\$203.48	\$279.04	\$490.34	\$834.01
26	\$205.76	\$281.25	\$492.99	\$840.43
27	\$208.07	\$283.46	\$495.67	\$846.85
28	\$210.34	\$285.67	\$498.36	\$853.24
29	\$212.65	\$287.88	\$501.01	\$859.66
30	\$214.93	\$290.12	\$503.69	\$866.09
31	\$227.75	\$298.14	\$505.32	\$887.96
32	\$240.55	\$306.19	\$506.99	\$909.87
33	\$253.36	\$314.21	\$508.62	\$931.76
34	\$266.17	\$322.26	\$510.25	\$953.67
35	\$271.91	\$325.38	\$515.73	\$960.34
36	\$274.77	\$326.95	\$518.47	\$963.66
37	\$277.65	\$328.51	\$521.19	\$966.99
38	\$280.51	\$330.08	\$523.94	\$970.32
39	\$289.14	\$334.77	\$532.16	\$980.31
40	\$300.59	\$340.99	\$543.10	\$993.66
41	\$312.07	\$347.24	\$554.08	\$1006.98
42	\$323.55	\$353.49	\$565.02	\$1020.30
43	\$333.75	\$361.74	\$578.72	\$1029.54
44	\$343.94	\$370.04	\$592.41	\$1038.75
45	\$354.13	\$378.29	\$606.13	\$1047.99
46	\$364.33	\$386.58	\$619.83	\$1057.20
47	\$374.51	\$394.84	\$633.52	\$1066.44
48	\$395.82	\$420.69	\$685.67	\$1101.84
49	\$417.09	\$446.59	\$737.82	\$1137.24
50	\$438.39	\$472.44	\$789.94	\$1172.65
51	\$459.66	\$498.33	\$842.10	\$1208.05
52	\$480.97	\$524.18	\$894.25	\$1243.45
53	\$511.64	\$551.74	\$948.95	\$1295.88
54	\$542.32	\$579.29	\$1003.68	\$1348.26
55	\$573.04	\$606.85	\$1058.38	\$1400.69
56	\$603.72	\$634.40	\$1113.12	\$1453.09
57	\$634.40	\$661.95	\$1167.83	\$1505.51
58	\$674.83	\$687.64	\$1230.62	\$1559.43
59	\$715.27	\$713.32	\$1293.39	\$1613.31
60	\$755.73	\$738.98	\$1356.18	\$1667.24
61	\$796.16	\$764.66	\$1418.97	\$1721.12
62	\$836.59	\$790.35	\$1481.76	\$1775.04
63	\$889.93	\$821.00	\$1561.44	\$1838.62
64	\$943.24	\$851.67	\$1641.11	\$1902.15

Age	Individual Male	Individual Female	Individual +1 Dep.	Family
19	\$204.01	\$284.69	\$506.72	\$852.01
20	\$204.01	\$284.69	\$506.72	\$852.01
21	\$206.43	\$287.03	\$509.57	\$858.80
22	\$208.84	\$289.38	\$512.42	\$865.62
23	\$211.30	\$291.73	\$515.24	\$872.44
24	\$213.72	\$294.11	\$518.09	\$879.23
25	\$216.17	\$296.46	\$520.94	\$886.05
26	\$218.60	\$298.80	\$523.75	\$892.87
27	\$221.06	\$301.15	\$526.61	\$899.69
28	\$223.47	\$303.49	\$529.46	\$906.48
29	\$225.92	\$305.84	\$532.26	\$913.30
30	\$228.35	\$308.22	\$535.12	\$920.13
31	\$241.95	\$316.74	\$536.85	\$943.37
32	\$255.56	\$325.29	\$538.63	\$966.65
33	\$269.17	\$333.81	\$540.36	\$989.89
34	\$282.78	\$342.37	\$542.09	\$1013.17
35	\$288.88	\$345.69	\$547.91	\$1020.25
36	\$291.91	\$347.35	\$550.83	\$1023.80
37	\$294.97	\$349.01	\$553.71	\$1027.33
38	\$298.02	\$350.68	\$556.63	\$1030.87
39	\$307.19	\$355.65	\$565.36	\$1041.48
40	\$319.35	\$362.26	\$577.00	\$1055.66
41	\$331.54	\$368.91	\$588.65	\$1069.81
42	\$343.75	\$375.54	\$600.27	\$1083.96
43	\$354.57	\$384.32	\$614.83	\$1093.78
44	\$365.40	\$393.12	\$629.37	\$1103.56
45	\$376.22	\$401.89	\$643.95	\$1113.38
46	\$387.05	\$410.70	\$658.50	\$1123.17
47	\$397.88	\$419.48	\$673.05	\$1132.99
48	\$420.52	\$446.94	\$728.46	\$1170.60
49	\$443.11	\$474.45	\$783.86	\$1208.20
50	\$465.75	\$501.91	\$839.24	\$1245.82
51	\$488.35	\$529.42	\$894.64	\$1283.43
52	\$510.98	\$556.89	\$950.05	\$1321.04
53	\$543.57	\$586.16	\$1008.16	\$1376.73
54	\$576.16	\$615.43	\$1066.31	\$1432.40
55	\$608.79	\$644.71	\$1124.42	\$1488.09
56	\$641.38	\$673.98	\$1182.58	\$1543.76
57	\$673.98	\$703.26	\$1240.69	\$1599.45
58	\$716.94	\$730.55	\$1307.40	\$1656.73
59	\$759.90	\$757.83	\$1374.10	\$1713.97
60	\$802.88	\$785.09	\$1440.80	\$1771.27
61	\$845.84	\$812.38	\$1507.51	\$1828.51
62	\$888.79	\$839.66	\$1574.22	\$1885.80
63	\$945.47	\$872.22	\$1658.86	\$1953.34
64	\$1002.10	\$904.81	\$1743.51	\$2020.83

Rates Displayed are quoted rates only. Final rates are subject to change based on your medical history, Connecticare's underwriting guidelines, state regulations and effective date of coverage.

Rates subject to Department of Insurance approval. Actual monthly premiums are based on the approved effective date of the policy. Rates and benefits are subject to change based on any state or federal mandate or other regulatory requirements that are imposed at any time after the policy is effective and which materially affect the existing rates.

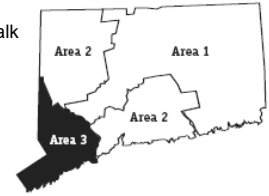
POS Upfront Deductible \$10,000 Combined - C

POS-OA-10000U-C-IND

All policyholders may be subject to a rate increase at their renewal date.
 Rates are calculated as of the Applicant's age as of the effective date.

Area 3 (Fairfield County)

Fairfield County: Bethel, Bridgeport, Brookfield, Danbury, Darien, Easton, Fairfield, Greenwich, Monroe, New Canaan, New Fairfield, Newtown, Norwalk, Shelton, Sherman, Stamford, Stratford, Redding, Ridgefield, Trumbull, Weston, Westport, Wilton



NO RX

T1\$15 T2/3\$200 50% \$100 Coins Script Max

Age	Individual Male	Individual Female	Individual +1 Dep.	Family
19	\$77.22	\$107.76	\$191.79	\$322.47
20	\$77.22	\$107.76	\$191.79	\$322.47
21	\$78.14	\$108.64	\$192.87	\$325.05
22	\$79.04	\$109.53	\$193.94	\$327.62
23	\$79.98	\$110.41	\$195.01	\$330.21
24	\$80.90	\$111.32	\$196.09	\$332.78
25	\$81.82	\$112.20	\$197.17	\$335.36
26	\$82.74	\$113.09	\$198.24	\$337.94
27	\$83.66	\$113.98	\$199.32	\$340.53
28	\$84.58	\$114.87	\$200.40	\$343.09
29	\$85.51	\$115.76	\$201.46	\$345.68
30	\$86.42	\$116.66	\$202.53	\$348.25
31	\$91.57	\$119.89	\$203.20	\$357.06
32	\$96.72	\$123.12	\$203.87	\$365.87
33	\$101.87	\$126.35	\$204.52	\$374.67
34	\$107.03	\$129.59	\$205.18	\$383.48
35	\$109.33	\$130.84	\$207.38	\$386.16
36	\$110.48	\$131.47	\$208.48	\$387.49
37	\$111.64	\$132.10	\$209.58	\$388.83
38	\$112.79	\$132.72	\$210.68	\$390.18
39	\$116.26	\$134.62	\$213.98	\$394.19
40	\$120.87	\$137.11	\$218.39	\$399.56
41	\$125.49	\$139.62	\$222.80	\$404.92
42	\$130.11	\$142.14	\$227.20	\$410.27
43	\$134.20	\$145.46	\$232.70	\$413.98
44	\$138.30	\$148.79	\$238.21	\$417.69
45	\$142.40	\$152.11	\$243.73	\$421.40
46	\$146.49	\$155.45	\$249.23	\$425.11
47	\$150.60	\$158.77	\$254.74	\$428.82
48	\$159.17	\$169.16	\$275.71	\$443.06
49	\$167.72	\$179.57	\$296.68	\$457.29
50	\$176.28	\$189.97	\$317.64	\$471.53
51	\$184.83	\$200.38	\$338.62	\$485.77
52	\$193.39	\$210.78	\$359.58	\$500.00
53	\$205.74	\$221.85	\$381.58	\$521.08
54	\$218.08	\$232.94	\$403.59	\$542.15
55	\$230.42	\$244.02	\$425.59	\$563.23
56	\$242.76	\$255.09	\$447.59	\$584.30
57	\$255.09	\$266.18	\$469.59	\$605.37
58	\$271.36	\$276.51	\$494.84	\$627.05
59	\$287.61	\$286.83	\$520.08	\$648.72
60	\$303.89	\$297.15	\$545.33	\$670.41
61	\$320.14	\$307.48	\$570.58	\$692.07
62	\$336.40	\$317.80	\$595.83	\$713.76
63	\$357.85	\$330.13	\$627.87	\$739.32
64	\$379.29	\$342.46	\$659.90	\$764.87

Age	Individual Male	Individual Female	Individual +1 Dep.	Family
19	\$89.20	\$124.48	\$221.55	\$372.51
20	\$89.20	\$124.48	\$221.55	\$372.51
21	\$90.26	\$125.50	\$222.79	\$375.49
22	\$91.31	\$126.52	\$224.04	\$378.46
23	\$92.39	\$127.54	\$225.27	\$381.45
24	\$93.45	\$128.59	\$226.52	\$384.43
25	\$94.51	\$129.62	\$227.77	\$387.40
26	\$95.57	\$130.64	\$229.00	\$390.38
27	\$96.65	\$131.67	\$230.25	\$393.37
28	\$97.71	\$132.69	\$231.49	\$396.34
29	\$98.78	\$133.72	\$232.71	\$399.32
30	\$99.84	\$134.77	\$233.96	\$402.30
31	\$105.78	\$138.49	\$234.73	\$412.47
32	\$111.74	\$142.23	\$235.50	\$422.65
33	\$117.68	\$145.95	\$236.25	\$432.80
34	\$123.64	\$149.70	\$237.02	\$442.98
35	\$126.30	\$151.15	\$239.56	\$446.08
36	\$127.62	\$151.87	\$240.83	\$447.62
37	\$128.97	\$152.60	\$242.10	\$449.17
38	\$130.30	\$153.32	\$243.37	\$450.73
39	\$134.31	\$155.50	\$247.19	\$455.36
40	\$139.62	\$158.38	\$252.28	\$461.57
41	\$144.96	\$161.29	\$257.37	\$467.75
42	\$150.30	\$164.19	\$262.45	\$473.93
43	\$155.02	\$168.03	\$268.81	\$478.23
44	\$159.77	\$171.88	\$275.18	\$482.50
45	\$164.50	\$175.72	\$281.55	\$486.80
46	\$169.22	\$179.57	\$287.91	\$491.07
47	\$173.96	\$183.41	\$294.27	\$495.37
48	\$183.87	\$195.41	\$318.50	\$511.82
49	\$193.74	\$207.44	\$342.72	\$528.25
50	\$203.64	\$219.45	\$366.93	\$544.70
51	\$213.52	\$231.47	\$391.16	\$561.15
52	\$223.41	\$243.48	\$415.38	\$577.59
53	\$237.67	\$256.27	\$440.79	\$601.93
54	\$251.92	\$269.08	\$466.22	\$626.28
55	\$266.18	\$281.88	\$491.62	\$650.63
56	\$280.43	\$294.68	\$517.05	\$674.96
57	\$294.68	\$307.48	\$542.45	\$699.32
58	\$313.47	\$319.42	\$571.62	\$724.36
59	\$332.24	\$331.34	\$600.78	\$749.38
60	\$351.04	\$343.26	\$629.95	\$774.44
61	\$369.82	\$355.20	\$659.11	\$799.46
62	\$388.60	\$367.11	\$688.28	\$824.52
63	\$413.38	\$381.35	\$725.29	\$854.05
64	\$438.15	\$395.60	\$762.30	\$883.55

Rates Displayed are quoted rates only. Final rates are subject to change based on your medical history, Connecticare's underwriting guidelines, state regulations and effective date of coverage.

Rates subject to Department of Insurance approval. Actual monthly premiums are based on the approved effective date of the policy. Rates and benefits are subject to change based on any state or federal mandate or other regulatory requirements that are imposed at any time after the policy is effective and which materially affect the existing rates.